


Pfaff 542
Subclass



PFAFF[®] **542**



Unterklassen-Ausstattung

Subclass parts

Composition des sous-classes

Composición de las subclases

Unterklassen-Ausstattung¹⁾

Subclass organization¹⁾

Unterklasse Subclass Sous-classe Subclasse	Ausführung Model Version Tipo de máquina	Nadelabstand in mm Needle gauge in mm Écartement des aiguilles en mm Distancia entre agujas en mm	Nadelstange Needle bar Barre à aiguille Barra de aguja	Stoffschieber Feed dog Griffe Transportador inferior
-6/01	BN	3,2-72,0	91-710 005-93 ¹⁰ = 3,2-34 mm 91-710 261-93 ¹⁰ = 36-72 mm	91-046 714-04 ¹⁰ = 3,2 mm 91-046 734-04 ¹⁰ = 4-5,6 mm 91-046 714-04 ¹⁰ = 6-36 mm 91-047 261-93 ¹⁰ = 38-72 mm
-6/01-900/11;/51	BN	3,2-40,0	91-710 005-93 ¹⁰ = 3,2-34 mm 91-710 261-93 ¹⁰ = 36-40 mm	91-046 714-04 ¹⁰ = 3,2 mm 91-046 734-04 ¹⁰ = 4-5,6 mm 91-046 714-04 ¹⁰ = 6-36 mm 91-047 261-93 ¹⁰ = 38-40 mm
-6/01-900/16;/56	BN	3,2-40,0	91-710 005-93 ¹⁰ = 3,2-34 mm 91-710 261-93 ¹⁰ = 36-40 mm	91-046 714-04 ¹⁰ = 3,2 mm 91-046 734-04 ¹⁰ = 4-5,6 mm 91-046 714-04 ¹⁰ = 6-36 mm 91-047 261-93 ¹⁰ = 38-40 mm
-6/01	BN8	3,2-20,0	91-710 005-93	91-046 714-04 ¹⁰ = 3,2 mm 91-046 734-04 ¹⁰ = 4-5,6 mm 91-046 714-04 ¹⁰ = 6-20 mm
-6/01-900/11;/51	BN8	3,2-20,0	91-710 005-93	91-046 714-04 ¹⁰ = 3,2 mm 91-046 734-04 ¹⁰ = 4-5,6 mm 91-046 714-04 ¹⁰ = 6-20 mm
-6/01-900/16;/56	BN8	3,2-20,0	91-710 005-93	91-046 714-04 ¹⁰ = 3,2 mm 91-046 734-04 ¹⁰ = 4-5,6 mm 91-046 714-04 ¹⁰ = 6-20 mm
-6/01	CN	3,2-72,0	91-710 005-93 ¹⁰ = 3,2-34 mm 91-710 261-93 ¹⁰ = 36-72 mm	91-046 714-04 ¹⁰ = 3,2-36 mm 91-047 261-93 ¹⁰ = 38-72 mm
-6/01-900/11;/51	CN	3,2-32,0	91-710 005-93	91-047 151-04
-6/01-900/16;/56	CN	3,2-32,0	91-710 005-93	91-047 151-04
-6/01	CN8	3,2-20,0	91-710 005-93	91-046 714-04
-6/01-900/11;/51	CN8	3,2-20,0	91-710 005-93	91-047 151-04
-6/01-900/16;/56	CN8	3,2-20,0	91-710 005-93	91-047 151-04
-6/01	CN10	3,2-20,0	91-710 005-93	91-047 859-04
-6/01-900/11;/51	CN10	3,2-20,0	91-710 005-93	91-047 994-04
-6/01-900/16;/56	CN10	3,2-20,0	91-710 005-93	91-047 994-04
-6/03	BN	4,0-72,0	91-710 005-93 ¹⁰ = 4-34 mm 91-710 261-93 ¹⁰ = 36-72 mm	91-046 734-04 ¹⁰ = 4-5,6 mm 91-046 714-04 ¹⁰ = 6-36 mm 91-047 261-93 ¹⁰ = 38-72 mm
-6/03-900/11;/51	BN	4,0-72,0	91-710 005-93 ¹⁰ = 4-34 mm 91-710 261-93 ¹⁰ = 36-40 mm	91-046 734-04 ¹⁰ = 4-5,6 mm 91-046 714-04 ¹⁰ = 6-36 mm 91-047 261-93 ¹⁰ = 38-40 mm
-6/03-900/16;/56	BN	4,0-40,0	91-710 005-93 ¹⁰ = 4-34 mm 91-710 261-93 ¹⁰ = 36-40 mm	91-046 734-04 ¹⁰ = 4-5,6 mm 91-046 714-04 ¹⁰ = 6-36 mm 91-047 261-93 ¹⁰ = 38-40 mm
-6/03	BN8	4,0-12,0	91-710 005-93	91-046 734-04 ¹⁰ = 4-5,6 mm 91-046 714-04 ¹⁰ = 6-12 mm
-6/03-900/11;/51	BN8	4,0-12,0	91-710 005-93	91-046 734-04 ¹⁰ = 4-5,6 mm 91-046 714-04 ¹⁰ = 6-12 mm
-6/03-900/16;/56	BN8	4,0-12,0	91-710 005-93	91-046 734-04 ¹⁰ = 4-5,6 mm 91-046 714-04 ¹⁰ = 6-12 mm

¹⁾ Erläuterung siehe Seite 14
See explanation on page 14
Voir explications, page 14
Para las explicaciones, véase pág. 14



⁴ = Ausführung angeben
= Indicate model
= Préciser la version
= Indiquez le tipo de máquina

¹⁰ = Nadelabstand
= Needle gauge
= Écartement des aiguilles
= Distancia entre agujas

^{10 1} = je nach Nadelabstand ändert sich die Form (z. B. beim Stoffschieber die Anzahl der Zahnreihen)
= Certain design features change according to the needle gauge (e. g. the number of tooth rows on the feed dog)
= La forme est fonction de l'écartement des aiguilles (par ex. le nombre des rangées de dents de la griffe)
= La forma varía de acuerdo con la distancia entre agujas (p. e. el número de hileras de dientes en el transportador)




















Equipement des sous-classes¹⁾


Dotación de las subclases¹⁾

Stichplatte 
 Needle plate 
 Plaque à aiguille 
 Placa de aguja 

Nähfuß 
 Presse-foxi 
 Pied presseur 
 Pie prensatelas 

Zwischensluck 
 Extension piece 
 Pièce intermédiaire 
 Pieza intermedia 

91-046 715-04  = 3,2 mm	91-040 811-03	
91-046 735-04  = 4-5,6 mm		
91-046 715-04  = 6-72 mm		
91-058 092-04	91-040 811-03	
91-058 871-04	91-040 811-03	
91-058 683-04  = 3,2 mm	91-057 085-03	
91-058 836-04  = 4-5,6 mm		
91-058 683-04  = 6-20 mm		
91-058 700-04	91-057 085-03	
91-058 949-04	91-057 085-03	
91-046 715-04	91-040 811-03	
91-058 650-04	91-040 811-03	
91-058 867-04	91-040 811-03	
91-058 683-04	91-057 085-03	
91-058 650-04	91-057 085-03	
91-058 867-04	91-057 085-03	
91-058 535-04	91-055 915-03	91-055 918-91
91-058 675-04	91-055 915-03	91-055 918-91
91-058 869-04	91-055 915-03	91-055 918-91
91-046 735-04  = 4-5,6 mm	91-046 895-93  = 4-11,6 mm	
91-046 715-04  = 6-72 mm	91-046 900-93  = 12-22 mm	
	91-046 905-93  = 24-72 mm	
91-058 092-04	91-046 895-93  = 4-11,6 mm	
	91-046 900-93  = 12-22 mm	
	91-046 905-93  = 24-40 mm	
91-058 871-04	91-046 895-93  = 4-11,6 mm	
	91-046 900-93  = 12-22 mm	
	91-046 905-93  = 24-40 mm	
91-058 836-04  = 4-5,6 mm	91-491 822-93	
91-058 683-04  = 6-12 mm		
91-058 700-04	91-491 822-93	
91-058 949-04	91-491 822-93	

 = Nadelabstand bei Bestellung angeben
 = State needle gauge on order
 = Indiquer écartement des aiguilles à la commande
 = Indiquese en los pedidos la distancia entre agujas



Unterklassen-Ausstattung¹⁾

Subclass organization¹⁾

Unterklasse Subclass Sous-classe Subclasse	Ausführung Modell Version Tipo de máquina	Nadelabstand in mm Needle gauge in mm Écartement des aiguilles en mm Distancia entre agujas en mm	Nadelstange Needle bar Barra de aguja [10.2]	Stoffschieber Feed dog Griffe Transportador inferior [4] [10.1] [10.2]	Stichplatte Needle plate Plaque à aiguille Placa de aguja [4] [10.1] [10.2]	Nähfuß Presser foot Pied presseur Pie prensatelas [4] [10.1] [10.2]
-6/03	CN	4,0-72,0	91-710 005-93 [10] = 4-34 mm 91-710 261-93 [10] = 36-72 mm	91-046 714-04 [10] = 4-36 mm 91-047 261-04 [10] = 38-72 mm	91-046 715-04	91-046 895-93 [10] = 4-11,6 mm 91-046 900-93 [10] = 12-22 mm 91-046 905-93 [10] = 24-72 mm
-6/03-900/11;/51	CN	4,0-32,0	91-710 005-93	91-047 151-04	91-058 650-04	91-046 895-93 [10] = 4-11,6 mm 91-046 900-93 [10] = 12-22 mm 91-046 905-93 [10] = 24-32 mm
-6/03-900/16;/56	CN	4,0-32,0	91-710 005-93	91-047 151-04	91-058 867-04	91-046 895-93 [10] = 4-11,6 mm 91-046 900-93 [10] = 12-22 mm 91-046 905-93 [10] = 24-32 mm
-6/03	CN8	4,0-12,0	91-710 005-93	91-046 714-04	91-058 683-04	91-491 822-93
-6/03-900/11;/51	CN8	4,0-12,0	91-710 005-93	91-047 151-04	91-058 650-04	91-491 822-93
-6/03-900/16;/56	CN8	4,0-12,0	91-710 005-93	91-047 151-04	91-058 867-04	91-491 822-93
-6/04	CN	14,0-72,0	91-710 005-93 [10] = 14-34 mm 91-710 261-93 [10] = 36-72 mm	91-046 714-04 [10] = 14-36 mm 91-047 261-93 [10] = 38-72 mm	91-046 715-04	91-046 875-93
-6/04-900/11;/51	CN	14,0-32,0	91-710 005-93	91-047 151-04	91-058 650-04	91-046 875-93
-6/04-900/16;/56	CN	14,0-32,0	91-710 005-93	91-047 151-04	91-058 867-04	91-046 875-93
-6/13	BN8; CN8	4,0-12,0	91-710 005-93	91-047 859-04	91-058 535-04	91-491 822-93
-6/13-900/11;/51	BN8; CN8	4,0-12,0	91-710 005-93	91-047 994-04	91-058 675-04	91-491 822-93
-6/13-900/16;/56	BN8; CN8	4,0-12,0	91-710 005-93	91-047 994-04	91-058 675-04	91-491 822-93
-6/14	BN8; CN8	3,2-20,0	91-710 005-93	91-047 859-04	91-058 535-04	91-055 915-03
-6/14-900/11;/51	BN8; CN8	3,2-20,0	91-710 005-93	91-047 994-04	91-058 675-04	91-055 915-03
-6/14-900/16;/56	BN8; CN8	3,2-20,0	91-710 005-93	91-047 994-04	91-058 869-04	91-055 915-03
-57/01	CN	4,8-20,0	91-710 005-93	91-046 714-04	91-046 715-04	91-040 811-03
-57/01-900/11;/51	CN	4,8-20,0	91-710 005-93	91-047 151-04	91-058 650-04	91-040 811-03
-57/01-900/16;/56	CN	4,8-20,0	91-710 005-93	91-047 151-04	91-058 867-04	91-040 811-03
-58/01	CN	4,8-20,0	91-710 005-93	91-046 714-04	91-046 715-04	91-040 811-03
-58/01-900/11;/51	CN	4,8-20,0	91-710 005-93	91-047 151-04	91-058 650-04	91-040 811-03
-58/01-900/16;/56	CN	4,8-20,0	91-710 005-93	91-047 151-04	91-058 867-04	91-040 811-03
-61/02	CN	4,8-72,0	91-710 005-93 [10] = 4,8-34 mm 91-710 261-93 [10] = 36-72 mm	91-046 714-04 [10] = 4,8-36 mm 91-047 261-04 [10] = 36-72 mm	91-046 715-04	91-040 811-03
-61/02-900/11;/51	CN	4,8-32,0	91-710 005-93	91-047 151-04	91-058 650-04	91-040 811-03
-61/02-900/16;/56	CN	4,8-32,0	91-710 005-93	91-047 151-04	91-058 867-04	91-040 811-03

¹⁾ Erläuterung siehe Seite 14
See explanation on page 14
Voir explications, page 14
Para las explicaciones, véase pág. 14

[4] = Ausführung angeben
= Indicate model
= Préciser la version
= Indique el tipo de máquina

[5] = Nähmuster einsenden
= Submit sewing sample
= Joindre échantillons de couture
= Envíese muestra de costura

[10] = Nadelabstand
= Needle gauge
= Écartement des aiguilles
= Distancia entre agujas

[10.1] = je nach Nadelabstand ändert sich die Form
(z. B. beim Stoffschieber die Anzahl
der Zahnreihen)
= Certain design features change according
to the needle gauge (e. g. the number of tooth
rows on the feed dog)
= La forme est fonction de l'écartement
des aiguilles (par ex. le nombre des rangées
de dents de la griffe).
= La forma varía de acuerdo con la distancia entre agujas
(p. e. el número de hileras de dientes en el transportador)

Equipement des sous-classes¹⁾

Dotación de las subclases¹⁾

Apparat
Atachment
Aparato

Träger
Bracket
Support
Soporte

Kopfplatte
Face plate
Placa frontal
Placa frontal

Bandtrommel
Tape reel
Tambour-dérouleur
Tambor portarritas

Fingerschutz
Finger Guard
Protège-doigts
Salvadedos

Zwischenstück
Extension piece
Pièce intermédiaire
Pieza intermedia

91-055 191-24 $\frac{10}{10}$ = 14-22 mm
91-055 194-23 $\frac{10}{10}$ = 24-72 mm

91-055 191-24 $\frac{10}{10}$ = 14-22 mm
91-055 194-23 $\frac{10}{10}$ = 24-32 mm

91-055 191-24 $\frac{10}{10}$ = 14-22 mm
91-055 194-23 $\frac{10}{10}$ = 24-32 mm

91-055 918-91

91-055 918-91

91-055 918-91

91-040 317-93 $\frac{10}{10}$ = 4,8-10 mm
91-042 068-24 $\frac{10}{10}$ = 11,2-20 mm

91-040 317-93 $\frac{10}{10}$ = 4,8-10 mm
91-042 068-24 $\frac{10}{10}$ = 11,2-20 mm

91-040 317-93 $\frac{10}{10}$ = 4,8-10 mm
91-042 068-24 $\frac{10}{10}$ = 11,2-20 mm

91-040 316-93 $\frac{10}{10}$ = 4,8-10 mm
91-040 814-23 $\frac{10}{10}$ = 11,2-20 mm

91-040 316-93 $\frac{10}{10}$ = 4,8-10 mm
91-040 814-23 $\frac{10}{10}$ = 11,2-20 mm

91-040 316-93 $\frac{10}{10}$ = 4,8-10 mm
91-040 814-23 $\frac{10}{10}$ = 11,2-20 mm

91-043 408-23

91-040 862-90

91-040 766-91

91-040 207-91

91-043 408-23

91-040 862-90

91-040 766-91

91-040 207-91

91-043 408-23

91-040 862-90

91-040 766-91

91-040 207-91

Fortsetzung siehe nächste Seite
Continued on next page
Suite voir page suivante
Continúa en la página siguiente



$\frac{10}{10}$ = Nadelabstand bei Bestellung angeben
= State needle gauge on order
= Indiquer écartement des aiguilles à la commande
= Indiquese en los pedidos la distancia entre agujas

Unterklassen-Ausstattung¹⁾

Subclass organization¹⁾

Unterklasse Subclass Sous-classe Subclase	Ausführung Model Version Tipo de máquina	Nadelabstand in mm Needle gauge in mm Écartement des aiguilles en mm Distancia entre agujas en mm	Nadelabstand ^{10.2} Needle bar Barre à aiguille Barra de aguja	Stoffschieber ⁴ ^{10.1} Feed dog Griffe Transportador inferior	Stichplatte ⁴ ^{10.1} Needle plate Plaque à aiguille Placa de aguja	Nähfuß ⁴ ^{10.2} Presser foot Pied presseur Pie prensateelas
-61/09	CN	4,8-24,0	91-710 005-93	91-046 714-04	91-046 715-04	91-040 584-03 ⁵
-61/09-900/11;/51	CN	4,8-24,0	91-710 005-93	91-047 151-04	91-058 650-04	91-040 584-03 ⁵
-61/09-900/16;/56	CN	4,8-24,0	91-710 005-93	91-047 151-04	91-058 867-04	91-040 584-03 ⁵
-63/03	CN	4,8-24,0	91-710 005-93	91-046 714-04	91-046 715-04	91-040 845-03
-63/03-900/11;/51	CN	4,8-24,0	91-710 005-93	91-047 151-04	91-058 650-04	91-040 845-03
-63/03-900/16;/56	CN	4,8-24,0	91-710 005-93	91-047 151-04	91-058 867-04	91-040 845-03

¹⁾ Erläuterung siehe Seite 14
See explanation on page 14
Voir explications, page 14
Para las explicaciones, véase pág. 14

⁴ = Ausführung angeben
= Indicate model
= Préciser la version
= Indique el tipo de máquina

⁵ = Nähmuster einsenden
= Submit sewing sample
= Joindre échantillons de couture
= Envíese muestra de costura

¹⁰ = Nadelabstand
= Needle gauge
= Écartement des aiguilles
= Distancia entre agujas

^{10.1} = je nach Nadelabstand ändert sich die Form
(z. B. beim Stoffschieber die Anzahl
der Zahnreihen)
= Certain design features change according
to the needle gauge (e. g. the number of tooth
rows on the feed dog)
= La forme est fonction de l'écartement
des aiguilles (par ex. le nombre des rangées
de dents de la griffe).
= La forma varía de acuerdo con la distancia entre agujas
(p. e. el número de hileras de dientes en el transportador)

Equipement des sous-classes¹⁾

Dotación de las subclases¹⁾

Apparat Attachment Appareil Aparato	Bandtrommel Tape reel Tambour-dérouleur Tambor portacintas	Bandführung Tape guide Cinta-robot Guiacintas	Fingerschutz Finger guard Protecte-digits Salvadedos
			91-046 864-25 = 4,8-6,8 mm 91-046 866-25 = 7,2-12,8 mm 91-046 868-25 = 13,2-20 mm 91-046 870-24 = 22-24 mm
			91-046 864-25 = 4,8-6,8 mm 91-046 866-25 = 7,2-12,8 mm 91-046 868-25 = 13,2-20 mm 91-046 870-24 = 22-24 mm
			91-046 864-25 = 4,8-6,8 mm 91-046 866-25 = 7,2-12,8 mm 91-046 868-25 = 13,2-20 mm 91-046 870-24 = 22-24 mm
91-042 369-21	91-041 644-91	91-044 419-25	91-046 864-25 = 4,8-6,8 mm 91-046 866-25 = 7,2-12,8 mm 91-046 868-25 = 13,2-20 mm 91-046 870-24 = 22-24 mm
91-042 369-21	91-041 644-91	91-044 419-25	91-046 864-25 = 4,8-6,8 mm 91-046 866-25 = 7,2-12,8 mm 91-046 868-25 = 13,2-20 mm 91-046 870-24 = 22-24 mm
91-042 369-21	91-041 644-91	91-044 419-25	91-046 864-25 = 4,8-6,8 mm 91-046 866-25 = 7,2-12,8 mm 91-046 868-25 = 13,2-20 mm 91-046 870-24 = 22-24 mm

= Nadelabstand bei Bestellung angeben
= State needle gauge on order
= Indiquer écartement des aiguilles à la commande
= Indiquese en los pedidos la distancia entre agujas

Unterklassen-Ausstattung¹⁾

Subclass organization¹⁾

Unterklasse Subclass Subclase	Ausführung Model Version Tipo de máquina	Nadelabstand in mm Needle gauge in mm Écartement des aiguilles en mm Distancia entre agujas en mm	Nadelstange ^{10,2} Needle bar Barre à aiguille Barra de aguja	Nadelhalter ^{10,2} Needle holder Pince-aiguille Portaagujas	Stoffschieber ^{10,1} Feed dog Griffe ^{10,2} Transportador inferior
-720/02-6/01	BN	3,2-30,0	91-018 107-93	91-019 930-93	91-046 714-04 ¹⁰ = 3,2 mm 91-046 734-04 ¹⁰ = 4-5,6 mm 91-046 714-04 ¹⁰ = 6-30 mm
-720/02-6/01-900/11;/51	BN	3,2-8,0	91-018 107-93	91-019 930-93	91-046 714-04 ¹⁰ = 3,2 mm 91-046 734-04 ¹⁰ = 4-5,6 mm 91-046 714-04 ¹⁰ = 6-8 mm
-720/02-6/01-900/16;/56	BN	3,2-8,0	91-018 107-93	91-019 930-93	91-046 714-04 ¹⁰ = 3,2 mm 91-046 734-04 ¹⁰ = 4-5,6 mm 91-046 714-04 ¹⁰ = 6-8 mm
-720/02-6/01	BN8	3,2-20,0	91-018 107-93	91-019 930-93	91-046 714-04 ¹⁰ = 3,2 mm 91-046 734-04 ¹⁰ = 4-5,6 mm 91-046 714-04 ¹⁰ = 6-20 mm
-720/02-6/01-900/11;/51	BN8	3,2-8,0	91-018 107-93	91-019 930-93	91-046 714-04 ¹⁰ = 3,2 mm 91-046 734-04 ¹⁰ = 4-5,6 mm 91-046 714-04 ¹⁰ = 6-8 mm
-720/02-6/01-900/16;/56	BN8	3,2-8,0	91-018 107-93	91-019 930-93	91-046 714-04 ¹⁰ = 3,2 mm 91-046 734-04 ¹⁰ = 4-5,6 mm 91-046 714-04 ¹⁰ = 6-8 mm
-720/02-6/01	B/CN	3,2-30,0	91-018 107-93	91-019 930-93	91-046 714-04
-720/02-6/01-900/11;/51	B/CN	3,2-8,0	91-018 107-93	91-019 930-93	91-047 151-04
-720/02-6/01-900/16;/56	B/CN	3,2-8,0	91-018 107-93	91-019 930-93	91-047 151-04
-720/02-6/01	B/CN8	3,2-20,0	91-018 107-93	91-019 930-93	91-046 714-04
-720/02-6/01-900/11;/51	B/CN8	3,2-8,0	91-018 107-93	91-019 930-93	91-047 151-04
-720/02-6/01-900/16;/56	B/CN8	3,2-8,0	91-018 107-93	91-019 930-93	91-047 151-04
-720/02-6/01	B/CN10	3,2-20,0	91-018 107-93	91-019 930-93	91-047 859-04
-720/02-6/01-900/11;/51	B/CN10	3,2-8,0	91-018 107-93	91-019 930-93	91-047 994-04
-720/02-6/01-900/16;/56	B/CN10	3,2-8,0	91-018 107-93	91-019 930-93	91-047 994-04
-720/02-6/03	BN	4,0-30,0	91-018 107-93	91-019 930-93	91-046 734-04 ¹⁰ = 4-5,6 mm 91-046 714-04 ¹⁰ = 6-30 mm
-720/02-6/03-900/11;/51	BN	4,0-8,0	91-018 107-93	91-019 930-93	91-046 734-04 ¹⁰ = 4-5,6 mm 91-046 714-04 ¹⁰ = 6-8 mm
-720/02-6/03-900/16;/56	BN	4,0-8,0	91-018 107-93	91-019 930-93	91-046 734-04 ¹⁰ = 4-5,6 mm 91-046 714-04 ¹⁰ = 6-8 mm
-720/02-6/03	BN8	4,0-12,0	91-018 107-93	91-019 930-93	91-046 734-04 ¹⁰ = 4-5,6 mm 91-046 714-04 ¹⁰ = 6-12 mm
-720/02-6/03-900/11;/51	BN8	4,0-8,0	91-018 107-93	91-019 930-93	91-046 734-04 ¹⁰ = 4-5,6 mm 91-046 714-04 ¹⁰ = 6-8 mm
-720/02-6/03-900/16;/56	BN8	4,0-8,0	91-018 107-93	91-019 930-93	91-046 734-04 ¹⁰ = 4-5,6 mm 91-046 714-04 ¹⁰ = 6-8 mm
-720/02-6/03	B/CN	4,0-30,0	91-018 107-93	91-019 939-93	91-046 714-04
-720/02-6/03-900/11;/51	B/CN	4,0-8,0	91-018 107-93	91-019 930-93	91-047 151-04

¹⁾ Erläuterung siehe Seite 14
See explanation on page 14
Voir explications, page 14
Para las explicaciones, véase pág. 14

¹ = Ausführung angeben
= Indicate model
= Préciser la version
= Indiquese el tipo de máquina



¹⁰ = Nadelabstand
= Needle gauge
= Écartement des aiguilles
= Distancia entre agujas

^{10,1} = je nach Nadelabstand ändert sich die Form
(z. B. beim Stoffschieber die Anzahl
der Zahnreihen)
= Certain design features change according
to the needle gauge (e. g. the number of tooth
rows on the feed dog)
= La forme est fonction de l'écartement
des aiguilles (par ex. le nombre des rangées
de dents de la griffe).
= La forma varía de acuerdo con la distancia entre agujas
(p. e. el número de hileras de dientes en el transportador)

















Equipement des sous-classes¹⁾

Dotación de las subclases¹⁾


Stichplatte  
 Needle plate
 Plaque à aiguille
 Placa de agujas

Nähfuß  
 Piepresser
 Pied presseur
 Pie prensatelas

Zwischenstück
 Extension piece
 Pièce intermédiaire
 Pieza intermedia

91-046 715-04  = 3,2 mm	91-040 811-03	
91-046 735-04  = 4-5,6 mm		
91-046 715-04  = 6-30 mm		
91-058 092-04	91-040 811-03	
91-058 871-04	91-040 811-03	
91-058 683-04  = 3,2 mm	91-057 085-03	
91-058 836-04  = 4-5,6 mm		
91-058 683-04  = 6-20 mm		
91-058 700-04	91-057 085-03	
91-058 949-04	91-057 085-03	
91-046 715-04	91-040 811-03	
91-058 650-04	91-040 811-03	
91-058 867-04	91-040 811-03	
91-058 683-04	91-057 085-03	
91-058 550-04	91-057 085-03	
91-058 867-04	91-057 085-03	
91-058 535-04	91-055 915-03	91-055 918-91
91-058 675-04	91-055 915-03	91-055 918-91
91-058 869-04	91-055 915-03	91-055 918-91
91-046 735-04  = 4-5,6 mm	91-046 895-93  = 4-11,6 mm	
91-046 715-04  = 6-30 mm		91-046 900-93  = 12-22 mm
		91-046 905-93  = 24-30 mm
91-058 092-04	91-046 895-93	
91-058 871-04	91-046 895-93	
91-058 836-04  = 4-5,6 mm	91-491 822-93	
91-058 683-04  = 6-12 mm		
91-058 700-04	91-491 822-93	
91-058 949-04	91-491 822-93	
91-046 715-04	91-046 895-93  = 4-11,6 mm	
	91-046 900-93  = 12-22 mm	
	91-046 905-93  = 24-30 mm	
91-058 650-04	91-046 895-93	

Fortsetzung siehe nächste Seite
 Continued on next page
 Suite voir page suivante
 Continúa en la página siguiente

 = Nadelabstand bei Bestellung angeben
 = State needle gauge on order
 = Indiquer écartement des aiguilles à la commande
 = Indíquese en los pedidos la distancia entre agujas

Unterklassen-Ausstattung¹⁾

Subclass organization¹⁾

Unterklasse Subclass Sous-classe Subclase	Ausführung Model Version Tipo de máquina	Nadelabstand in mm Needle gauge i. mm Écartement des aiguilles en mm Distancia entre agujas en mm	Nadelstange ^{10 2} Needle bar Barra & aiguille Barra de aguja	Nadelhalter ^{10 2} Needle holder Pince-aiguille Portaagujas	Stoffschieber ⁴ ^{10 1} Feed dog Griffe Transportador interior
-720/02-6/03-900/16;/56	B/CN	4,0-8,0	91-018 107-93	91-019 930-93	91-047 151-04
-720/02-6/03	B/CN8	4,0-12,0	91-018 107-93	91-019 930-93	91-046 714-04
-720/02-6/03-900/11;/51	B/CN8	4,0-8,0	91-018 107-93	91-019 930-93	91-047 151-04
-720/02-6/03-900/16;/56	B/CN8	4,0-8,0	91-018 107-93	91-019 930-93	91-047 151-04
-720/02-6/13	BN8; B/CN8	4,0-12,0	91-018 107-93	91-019 930-93	91-047 859-04
-720/02-6/13-900/11;/51	BN8; B/CN8	4,0-8,0	91-018 107-93	91-019 930-93	91-047 994-04
-720/02-6/13-900/16;/56	BN8; B/CN8	4,0-8,0	91-018 107-93	91-019 930-93	91-047 994-04
-720/02-6/14	BN8; B/CN8	3,2-20,0	91-018 107-93	91-019 930-93	91-047 859-04
-720/02-6/14-900/11;/51	BN8; B/CN8	3,2-8,0	91-018 107-93	91-019 930-93	91-047 994-04
-720/02-6/14-900/16;/56	BN8; B/CN8	3,2-8,0	91-018 107-93	91-019 930-93	91-047 994-04
-720/02-113/13	BN8; B/CN8	4,0-12,0	91-018 107-93	91-019 930-93	91-047 859-04
-720/02-113/13-900/11;/51	BN8; B/CN8	4,0-8,0	91-018 107-93	91-019 930-93	91-047 994-04
-720/02-113/13-900/16;/56	BN8; B/CN8	4,0-8,0	91-018 107-93	91-019 930-93	91-047 994-04
-720/02-113/33	B/C N8; B/CN10	4,8-10,0	91-018 107-93	91-019 930-93	91-047 859-04
-720/02-113/33-900/11;/51	B/C N8; B/CN10	4,8-8,0	91-018 107-93	91-019 930-93	91-047 994-04
-720/02-113/33-900/16;/56	B/C N8; B/CN10	4,8-8,0	91-018 107-93	91-019 930-93	91-047 994-04

¹⁾ Erläuterung siehe Seite 14
See explanation on page 14
Voir explications, page 14
Para las explicaciones, véase pág. 14



⁴ = Ausführung angeben
= Indicate model
= Préciser la version
= Indique el tipo de máquina


^{10 1} = je nach Nadelabstand ändern sich die Form
(z. B. beim Stoffschieber die Anzahl
der Zahnreihen)
= Certain design features change according
to the needle gauge (e. g. the number of tooth
rows on the feed dog)
= La forme est fonction de l'écartement
des aiguilles (par ex. le nombre des rangées
de dents de la griffe).
= La forma varía de acuerdo con la distancia entre agujas
(p. e. el número de hileras de dientes en el transportador)

^{10 2} = Nadelabstand bei Bestellung angeben
= State needle gauge on order
= Indiquer écartement des aiguilles à la commande
= Indique en los pedidos la distancia entre agujas

Equipement des sous-classes¹⁾

Dotación de las subclases¹⁾

Stichplatte  Needle plate Plaque à aiguille Placa de aguja	Nähfuß  Presser foot Pied presseur Pia prensatelas	Zwischenstück Extension piece Pièce intermédiaire Pieza intermedia	Liveal Edge guide Guide-droit Guía recta
91-058 867-04	91-046 895-93		
91-058 683-04	91-491 822-93		
91-058 650-04	91-491 822-93		
91-058 867-04	91-491 822-93		
91-058 535-04	91-491 822-93		
91-058 675-04	91-491 822-93		
91-058 869-04	91-491 822-93		
91-058 535-04	91-055 915-03	91-055 918-91	
91-058 675-04	91-055 915-03	91-055 918-91	
91-058 869-04	91-055 915-03	91-055 918-91	
91-058 535-04	91-494 519-03		99-116 100-23
91-058 675-04	91-494 519-03		99-116 100-23
91-058 869-04	91-494 519-03		99-116 100-23
91-058 535-04	91-057 490-93	91-055 918-91	
91-058 675-04	91-057 490-93	91-055 918-91	
91-058 869-04	91-057 490-93	91-055 918-91	



Unterklassen-Ausstattung¹⁾

Subclass organization¹⁾

Unterklass Subclass Sous-classe Subclase	Ausführung Model Version Tipo de máquina	Nadelabstand in mm Needle gauge in mm Écartement des aiguilles en mm Distancia entre agujas en mm	Nadelstange Needle bar Barre à aiguille Barra de aguja	Stoffschieber Feed dog Cnife Transportador inferior	Sichplatte Needle plate Plaque à aiguille Placa de aguja
-748/01-6/01	BN	3,2-72,0	91-710 005-93 $\overline{10}$ = 3,2-34 mm 91-710 261-93 $\overline{10}$ = 36-72 mm	91-046 714-04 $\overline{10}$ = 3,2 mm 91-046 734-04 $\overline{10}$ = 4-5,6 mm 91-046 714-04 $\overline{10}$ = 6-36 mm 91-047 261-93 $\overline{10}$ = 38-72 mm	91-046 715-04 $\overline{10}$ = 3,2 mm 91-046 735-04 $\overline{10}$ = 4-5,6 mm 91-046 715-04 $\overline{10}$ = 6-72 mm
-748/01-6/01	CN	3,2-72,0	91-710 005-93 $\overline{10}$ = 3,2-34 mm 91-710 261-93 $\overline{10}$ = 36-72 mm	91-046 714-04 $\overline{10}$ = 3,2-36 mm 91-047 261-93 $\overline{10}$ = 38-72 mm	91-046 715-04
-748/01-6/03	BN	4,0-72,0	91-710 005-93 $\overline{10}$ = 4-34 mm 91-710 261-93 $\overline{10}$ = 36-72 mm	91-046 734-04 $\overline{10}$ = 4-5,6 mm 91-046 714-04 $\overline{10}$ = 6-36 mm 91-047 261-93 $\overline{10}$ = 38-72 mm	91-046 735-04 $\overline{10}$ = 4-5,6 mm 91-046 715-04 $\overline{10}$ = 6-72 mm
-748/01-6/03	CN	4,0-72,0	91-710 005-93 $\overline{10}$ = 4-34 mm 91-710 261-93 $\overline{10}$ = 36-72 mm	91-046 714-04 $\overline{10}$ = 4-36 mm 91-047 261-93 $\overline{10}$ = 38-72 mm	91-046 715-04
-748/01-6/04	BN; CN	14,0-72,0	91-710 005-93 $\overline{10}$ = 14-34 mm 91-710 261-93 $\overline{10}$ = 36-72 mm	91-046 714-04 $\overline{10}$ = 14-36 mm 91-047 261-93 $\overline{10}$ = 38-72 mm	91-046 715-04
-748/01-39/51	BN; CN	12,0-50,0	91-710 005-93 $\overline{10}$ = 12-34 mm 91-710 261-93 $\overline{10}$ = 36-50 mm	91-046 714-04 $\overline{10}$ = 12-36 mm 91-047 261-93 $\overline{10}$ = 38-50 mm	91-046 715-04
-748/01-61/02	BN; CN	6,0-72,0	91-710 005-93 $\overline{10}$ = 6-34 mm 91-710 261-93 $\overline{10}$ = 36-72 mm	91-046 714-04 $\overline{10}$ = 6-36 mm 91-047 261-93 $\overline{10}$ = 38-72 mm	91-046 715-04
-748/01-67/02	BN; CN	14,0-72,0	91-710 005-93 $\overline{10}$ = 6-34 mm 91-710 261-93 $\overline{10}$ = 36-72 mm	91-046 714-04 $\overline{10}$ = 14-36 mm 91-047 261-93 $\overline{10}$ = 38-72 mm	91-046 715-04
-748/01-67/03	BN; CN	14,0-72,0	91-710 005-93 $\overline{10}$ = 14-34 mm 91-710 261-93 $\overline{10}$ = 36-72 mm	91-046 714-04 $\overline{10}$ = 14-36 mm 91-047 261-93 $\overline{10}$ = 38-72 mm	91-046 715-04
-748/01-67/04	BN; CN	6,0-72,0	91-710 005-93 $\overline{10}$ = 6-34 mm 91-710 261-93 $\overline{10}$ = 36-72 mm	91-046 714-04 $\overline{10}$ = 6-36 mm 91-047 261-93 $\overline{10}$ = 38-72 mm	91-046 715-04
-748/01-67/12	BN	3,2-20,0	91-710 005-93	91-046 714-04 $\overline{10}$ = 3,2 mm 91-046 734-04 $\overline{10}$ = 4-5,6 mm 91-046 714-04 $\overline{10}$ = 6-20 mm	91-046 715-04 $\overline{10}$ = 3,2 mm 91-046 735-04 $\overline{10}$ = 4-5,6 mm 91-046 715-04 $\overline{10}$ = 6-20 mm
-748/01-68/02	BN; CN	14,0-72,0	91-710 005-93 $\overline{10}$ = 14-34 mm 91-710 261-93 $\overline{10}$ = 36-72 mm	91-046 714-04 $\overline{10}$ = 14-36 mm 91-047 261-93 $\overline{10}$ = 38-72 mm	91-046 715-04
-748/01-68/03	BN; CN	14,0-72,0	91-710 005-93 $\overline{10}$ = 14-34 mm 91-710 261-93 $\overline{10}$ = 36-72 mm	91-046 714-04 $\overline{10}$ = 14-36 mm 91-047 261-93 $\overline{10}$ = 38-72 mm	91-046 715-04
-748/01-68/22	BN	16,0-32,0	91-710 005-93	91-046 714-04	91-046 715-04
-748/01-69/02	BN; CN	12,0-72,0	91-710 005-93 $\overline{10}$ = 12-34 mm 91-710 261-93 $\overline{10}$ = 36-72 mm	91-046 714-04 $\overline{10}$ = 12-36 mm 91-047 261-93 $\overline{10}$ = 38-72 mm	91-046 715-04
-748/01-82/02	BN; CN	12,0-72,0	91-710 005-93 $\overline{10}$ = 12-34 mm 91-710 261-93 $\overline{10}$ = 36-72 mm	91-046 714-04 $\overline{10}$ = 12-36 mm 91-047 261-93 $\overline{10}$ = 38-72 mm	91-046 715-04
-748/01-88/02	BN; CN	6,0-72,0	91-710 005-93 $\overline{10}$ = 6-34 mm 91-710 261-93 $\overline{10}$ = 36-72 mm	91-046 714-04 $\overline{10}$ = 6-36 mm 91-047 261-93 $\overline{10}$ = 38-72 mm	91-046 715-04

¹⁾ Erläuterung siehe Seite 14
See explanation on page 14
Voir explications, page 14
Para las explicaciones, véase pág. 14

$\overline{1}$ = Ausführung angeben
= Indicate model
= Préciser la version
= Indique el tipo de máquina

$\overline{2}$ = Nähmuster einsenden
= Submit sewing sample
= Joindre échantillons de couture
= Envíese muestra de costura

$\overline{10}$ = Nadelabstand
= Needle gauge
= Écartement des aiguilles
= Distancia entre agujas

$\overline{10}$ $\overline{1}$ = je nach Nadelabstand ändert sich die Form (z. B. beim Stoffschieber die Anzahl der Zähne)
= Certain design features change according to the needle gauge (e. g. the number of tooth rows on the feed dog)
= La forme est fonction de l'écartement des aiguilles (par ex. le nombre des rangées de dents de la grille)
= La forma varía de acuerdo con la distancia entre agujas (p. e. el número de hileras de dientes en el transportador)

Equipement des sous-classes¹⁾

Dotación de las subclases¹⁾

Nählfuß Presser foot Pied presseur Pie prensateelas	Apparat Atachement Appareil Aparato	Träger Bracket Support Soporte	Kopfplatte Placa frontal Placa frontal	Bandtrommel Tape reel Tambour-dérouleur Tambor portacintas	Fingerschutz Finger guard Protège-doigts Salvadedos
91-040 811-03					
91-040 811-03					
91-046 895-93 $\frac{11}{10}$ = 4-11,6 mm					
91-046 900-93 $\frac{11}{10}$ = 12-22 mm					
91-046 905-93 $\frac{11}{10}$ = 24-72 mm					
91-046 895-93 $\frac{11}{10}$ = 4-11,6 mm					
91-046 900-93 $\frac{11}{10}$ = 12-22 mm					
91-046 905-93 $\frac{11}{10}$ = 24-72 mm					
91-046 875-93					91-055 191-24 $\frac{11}{10}$ = 14-22 mm 91-055 194-23 $\frac{11}{10}$ = 24-72 mm
91-046 900-93 $\frac{11}{10}$ = 12-22 mm	91-040 455-23	91-040 528-90		91-043 943-91	
91-046 905-93 $\frac{11}{10}$ = 24-50 mm	91-043 111-23				
91-040 811-03	91-043 408-23	91-040 862-90	91-040 766-91	91-040 207-91	
91-046 875-93	91-045 776-23 $\frac{11}{10}$ = 14-22 mm 91-040 857-21	91-040 862-90 91-040 528-90	91-040 766-91	91-045 775-91	91-055 191-24 $\frac{11}{10}$ = 14-22 mm 91-055 194-23 $\frac{11}{10}$ = 24-72 mm
91-046 875-93	91-041 216-23 $\frac{11}{10}$ = 14-22 mm 91-040 857-21	91-040 862-90 91-040 528-90	91-040 766-91	91-045 775-91	91-055 191-24 $\frac{11}{10}$ = 14-22 mm 91-055 194-23 $\frac{11}{10}$ = 24-72 mm
91-046 895-93 $\frac{11}{10}$ = 6-11,6 mm	91-040 769-23 $\frac{11}{10}$ = 14-22 mm 91-041 906-23	91-040 862-90 91-040 528-90	91-040 766-91	91-040 207-91	
91-046 900-93 $\frac{11}{10}$ = 12-22 mm					
91-046 905-93 $\frac{11}{10}$ = 24-72 mm					
91-026 758-23 $\frac{11}{10}$	91-041 906-23	91-040 528-90		91-040 207-91	
91-046 875-93	91-045 776-23 $\frac{11}{10}$ = 14-22 mm 91-040 797-23	91-040 862-90 91-040 528-90	91-040 766-91	91-045 775-91	91-055 191-24 $\frac{11}{10}$ = 14-22 mm 91-055 194-23 $\frac{11}{10}$ = 24-72 mm
91-046 875-93	91-041 216-23 $\frac{11}{10}$ = 14-22 mm 91-040 797-23	91-040 862-90 91-040 528-90	91-040 766-91	91-045 775-91	91-055 191-24 $\frac{11}{10}$ = 14-22 mm 91-055 194-23 $\frac{11}{10}$ = 24-72 mm
91-491 943-93	91-491 454-23 $\frac{11}{10}$ = 14-22 mm	91-053 936-90			91-055 191-24 $\frac{11}{10}$ = 14-22 mm 91-055 194-23 $\frac{11}{10}$ = 24-32 mm
91-040 811-03	91-040 769-23 $\frac{11}{10}$ = 14-22 mm	91-040 862-90	91-040 766-91	91-040 207-91	
91-046 900-93 $\frac{11}{10}$ = 12-22 mm	91-043 408-23	91-040 862-90	91-040 766-91	91-040 207-91	
91-046 905-93 $\frac{11}{10}$ = 24-72 mm	91-041 906-23	91-040 528-90			
91-040 811-03	91-043 408-23	91-040 862-90	91-040 766-91	91-040 207-91	
	91-044 734-23 $\frac{11}{10}$ = 14-22 mm	91-040 528-90			

Fortsetzung siehe nächste Seite
Continued on next page
Suite voir page suivante
Continúa en la página siguiente



$\frac{11}{10}$ = Nadelabstand bei Bestellung angeben
= State needle gauge on order
= Indiquer écartement des aiguilles à la commande
= Indiquese en los pedidos la distancia entre agujas

Unterklassen-Ausstattung¹⁾

Subclass organization¹⁾

Unterklasse Subclass Sous-classe Subclasse	Ausführung Model Version Tipo de máquina	Nadelabstand in mm Needle gauge in mm Écartement des aiguilles en mm Distancia entre agujas en mm	Nadelstange Needle Bare à aiguille Barra de aguja	Stoffschieber Feed dog Griffe Transportador interior	Sichplatte Needle plate Plaque à aiguille Placa de aguja
-748/01-89/02	BN; CN	6,0-72,0	91-710 005-93 ¹⁰ = 6-34 mm 91-710 261-93 ¹⁰ = 36-72 mm	91-046 714-04 ¹⁰ = 6-36 mm 91-047 261-93 ¹⁰ = 38-72 mm	91-046 715-04
-748/01-91/02	BN; CN	6,0-72,0	91-710 005-93 ¹⁰ = 6-34 mm 91-710 261-93 ¹⁰ = 36-72 mm	91-046 714-04 ¹⁰ = 6-36 mm 91-047 261-93 ¹⁰ = 38-72 mm	91-046 715-04
-748/01-94/02	BN; CN	6,0-72,0	91-710 005-93 ¹⁰ = 6-34 mm 91-710 261-93 ¹⁰ = 36-72 mm	91-046 714-04 ¹⁰ = 6-36 mm 91-047 261-93 ¹⁰ = 38-72 mm	91-046 715-04
-748/01-99/02	BN; CN	6,0-72,0	91-710 005-93 ¹⁰ = 6-34 mm 91-710 261-93 ¹⁰ = 36-72 mm	91-046 714-04 ¹⁰ = 6-36 mm 91-047 261-93 ¹⁰ = 38-72 mm	91-046 715-04
-748/01-167/12	BN; CN	6,0-72,0	91-710 005-93 ¹⁰ = 6-34 mm 91-710 261-93 ¹⁰ = 36-72 mm	91-046 714-04 ¹⁰ = 6-36 mm 91-047 261-93 ¹⁰ = 38-72 mm	91-046 715-04
-748/01-189/12	BN; CN	14,0-72,0	91-710 005-93 ¹⁰ = 14-34 mm 91-710 261-93 ¹⁰ = 36-72 mm	91-046 714-04 ¹⁰ = 14-36 mm 91-047 261-93 ¹⁰ = 38-72 mm	91-046 715-04
-748/01-210/02	BN; CN	14,0-72,0	91-710 005-93 ¹⁰ = 14-34 mm 91-710 261-93 ¹⁰ = 36-72 mm	91-046 714-04 ¹⁰ = 14-36 mm 91-047 261-93 ¹⁰ = 38-72 mm	91-046 715-04
-748/01-210/12	BN; CN	14,0-72,0	91-710 005-93 ¹⁰ = 14-34 mm 91-710 261-93 ¹⁰ = 36-72 mm	91-046 714-04 ¹⁰ = 14-36 mm 91-047 261-93 ¹⁰ = 38-72 mm	91-046 715-04
-748/01-211/02	BN	20,0-40,0	91-710 005-93 ¹⁰ = 20-34 mm 91-710 261-93 ¹⁰ = 36-40 mm	91-046 714-04 ¹⁰ = 20-36 mm 91-047 261-93 ¹⁰ = 38-40 mm	91-046 715-04
-748/99-268/99	BN	3,2	91-008 407-93	91-046 714-04	91-046 715-04

¹⁾ Die Liste enthält nur die reinen Unterklassenteile und nicht die Teile, die für den Umbau in eine andere Ausführungsart erforderlich sind, wie z. B. von Ausführung „B“ in „C“ usw.
Geben Sie daher bei der Bestellung von Umbauteilen die vollständige Bezeichnung der vorhandenen und der gewünschten Maschine an.

¹⁾ This list contains only pure subclass parts and not parts which are necessary for converting a machine to another model, as, for example, from model "B" to "C" etc.
For this reason please always state the full description of the existing model and the new model required when ordering conversion parts.

¹⁾ Cette liste ne mentionne que les pièces de la sous-classe et non celles nécessaires pour transformer la machine en une autre version, par ex. de la version "B" en "C", etc.
En cas de commande de pièces de transformation, veuillez donc préciser la désignation complète du modèle existant et celle de la nouvelle version désirée.

¹⁾ Esta lista sólo contiene las piezas propias de la subclase y no las necesarias para la transformación en otro tipo de máquina, del tipo „B“ al „C“ por ejemplo.
Por tanto, siempre que se haga un pedido de piezas para transformar una máquina, deberá indicarse la denominación completa del tipo de máquina que se tiene y del tipo deseado.

⁴ = Ausführung angeben
= Indicate model
= Préciser la version
= Indíquese el tipo de máquina

⁵ = Nahnuster einsenden
= Submit sewing sample
= Joindre échantillons de couture
= Envíese muestra de costura

¹⁰ = Nadelabstand
= Needle gauge
= Écartement des aiguilles
= Distancia entre agujas

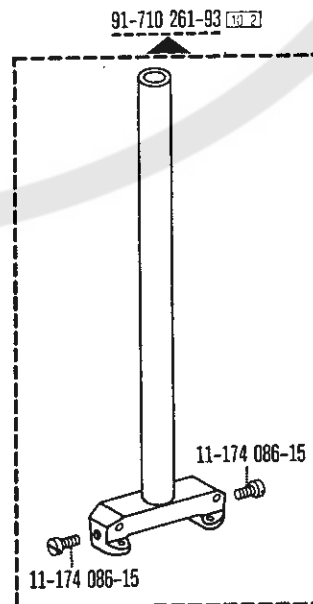
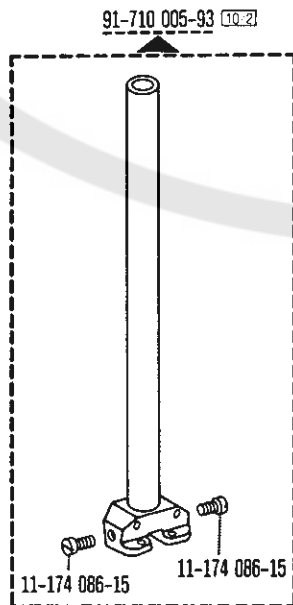
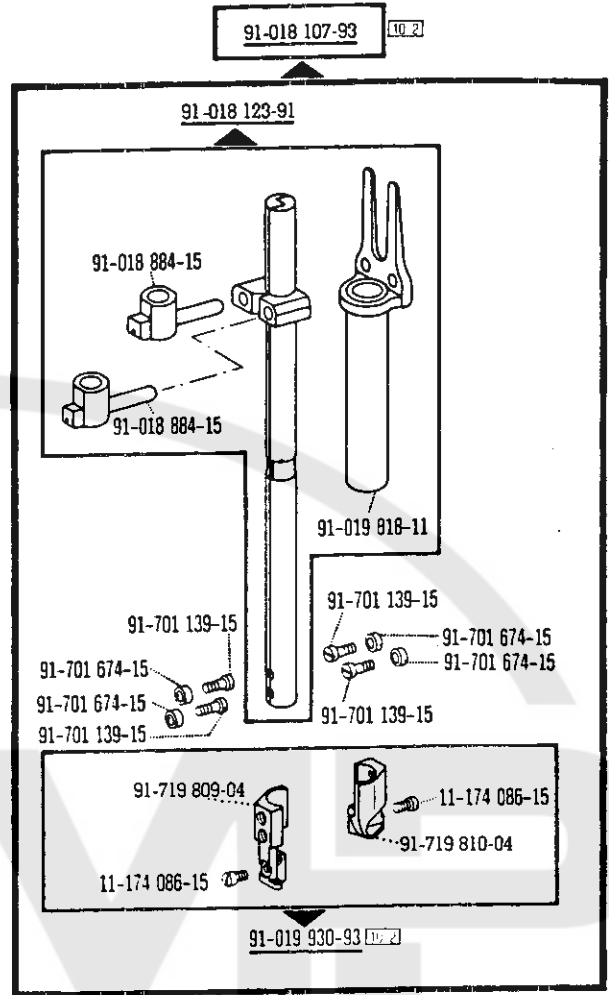

^{10 1} = je nach Nadelabstand ändert sich die Form (z. B. beim Stoffschieber die Anzahl der Zahnreihen)
= Certain design features change according to the needle gauge (e. g. the number of tooth rows on the feed dog)
= La forme est fonction de l'écartement des aiguilles (par ex. le nombre des rangées de dents de la griffe)
= La forma varía de acuerdo con la distancia entre agujas (p. e. el número de hileras de dientes en el transportador)

Equipement des sous-classes¹⁾





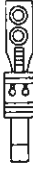



















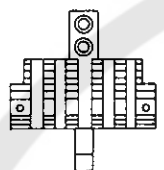











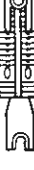










































































Dotación de las subclases¹⁾

Nadel Pied Pie Pis Pie prensalelas	Apparat Appareil Aparato	Träger Bracket Support Supporte	Kopfplatte Becaplate Plaque frontale Placa frontal	Bandtrommel Tape reel Tambour-dérouleur Tambor portacintas	Bandführung Tape guide Guide-ruban Guíasintas	Fingerschutz Finger guard Protège-digits Salvadedos
91-040 811-03	91-040 769-23 ^{10 2} 91-044 734-23 ^{10 2}	91-040 862-90 91-040 528-90	91-040 766-91	91-040 207-91 91-041 644-91	91-044 419-25	
91-046 895-93 ¹⁰ = 6-11,6 mm 91-046 900-93 ¹⁰ = 12-22 mm 91-046 905-93 ¹⁰ = 24-72 mm	91-041 620-23	91-040 528-90		91-043 943-91	91-044 419-25	
91-040 811-03	91-046 014-23	91-040 528-90				
91-046 895-93 ¹⁰ = 6-11,6 mm 91-046 900-93 ¹⁰ = 12-22 mm 91-046 905-93 ¹⁰ = 24-72 mm	91-042 848-23 ^{10 2}	91-040 528-90		91-041-644-91	91-044 419-25	
91-046 895-93 ¹⁰ = 6-11,6 mm 91-046 900-93 ¹⁰ = 12-22 mm 91-046 905-93 ¹⁰ = 24-72 mm	91-046 706-24	91-040 528-90		91-041 644-91	91-044 419-25	
91-051 361-93	91-053 278-24	91-040 528-90		91-041 644-91	91-044 419-25	91-055 191-24 ¹⁰ = 14-22 mm 91-055 194-23 ¹⁰ = 24-72 mm
91-046 890-93	91-043 408-23 91-040 797-23	91-040 862-90 91-040 528-90	91-040 766-91	91-040 207-91 91-041 644-91		91-055 191-24 ¹⁰ = 14-22 mm 91-055 194-23 ¹⁰ = 24-72 mm
91-046 875-93	91-043 408-23 91-040 797-23	91-040 862-90 91-040 528-90	91-040 766-91	91-040 207-91 91-041 644-91		91-055 191-24 ¹⁰ = 14-22 mm 91-055 194-23 ¹⁰ = 24-72 mm
91-046 875-93	91-494 431-93 ^{10 2}	91-053 936-90		91-040 207-91 91-041 644-91		91-055 191-24 ¹⁰ = 20-22 mm 91-055 194-23 ¹⁰ = 24-40 mm
91-041 638-93	Sonderausführung Fa. Frank (o. Nr.)					91-046 864-25

^{10 2} = Nadelabstand bei Bestellung angeben
 = State needle gauge on order
 = Indiquer écartement des aiguilles à la commande
 = Indiquese en los pedidos la distancia entre agujas




Unterklassen-Übersicht / Table of subclasses / Table des sous-classes / Tabla de subclases

<p>91-046 714-04     = 3,2 mm</p> 	<p>91-046 714-04     = 6,0 - 36,0 mm</p> 	<p>91-046 734-04    </p> 	<p>91-047 151-04    </p> 
<p>91-047 261-93    </p> 	<p>91-047 859-04     </p> 	<p>91-047 994-04     </p> 	<p>91-046 715-04    </p> 
<p>91-046 735-04    </p> 	<p>91-058 092-04    </p> 	<p>91-058 535-04    </p> 	<p>91-058 650-04     </p> 
<p>91-058 675-04     </p> 	<p>91-058 683-04     </p> 	<p>91-058 700-04     </p> 	<p>91-058 836-04     </p> 
<p>91-058 867-04     </p> 	<p>91-058 869-04     </p> 	<p>91-058 871-04     </p> 	<p>91-058 949-04     </p> 

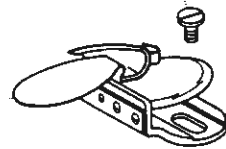
<p>91-026 758-03 3 10.2</p>	<p>91-040 584-03 3 10.2</p>	<p>91-040 811-03 10.2</p>	<p>91-040 845-03 10.2</p>
<p>91-041 638-93 10.2</p>	<p>91-046 875-93 10.2</p>	<p>91-046 890-93 10.2</p>	<p>91-046 895-93 10.2</p>
<p>91-046 900-93 10.2</p>	<p>91-046 905-93 10.2</p>	<p>91-051 361-93 10.2</p>	<p>91-055 915-03 10.2</p>
<p>91-057 085-03 10.2</p>	<p>91-057 490-93 10.2</p>	<p>91-491 822-93 10.2</p>	<p>91-491 943-93 10.2</p>
<p>91-494 519-03 10.2</p>	<p>91-055 918-91</p> <p>12-305 084-15</p> <p>11-174 100-15</p> <p>11-173 174-15</p> <p>91-055 919-05</p> <p>91-055 920-05</p>		

91-040 316-93 [5] [10] [2]

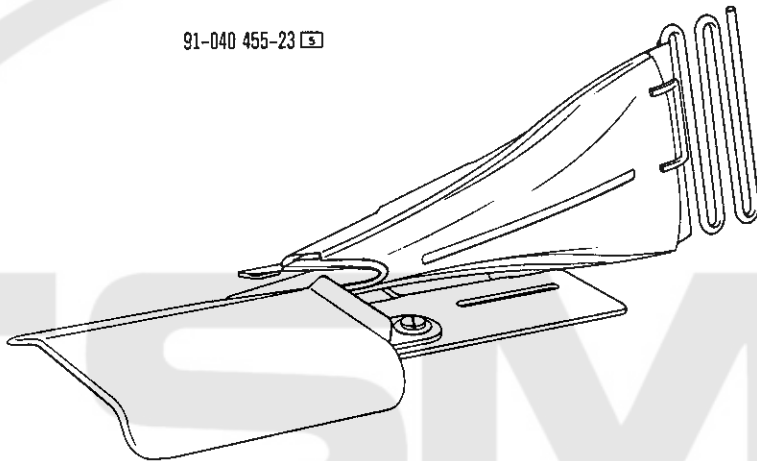


91-700 799-15

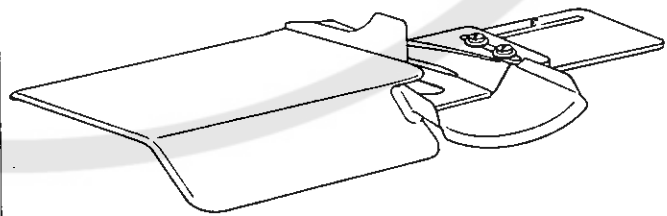
[1] [2] [5] 91-040 317-93



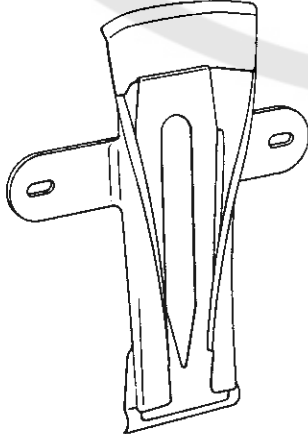
91-040 455-23 [5]




91-040 797-23 [5]



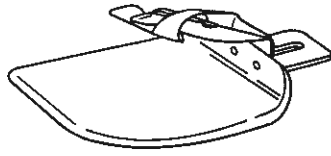
91-040 769-23 [5] [10] [2]



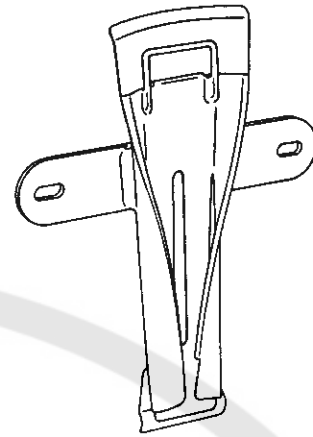
91-040 814-23 [5] [10] [2]



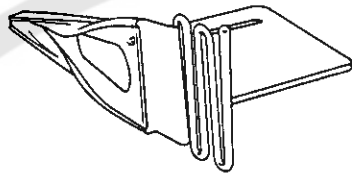
91-040 857-21 [5]



91-041 216-23 [5] [10.2]



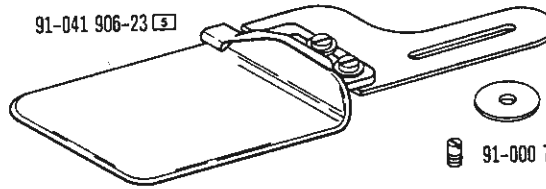
91-041 620-23 [5]



91-700 824-25

91-040 624-25

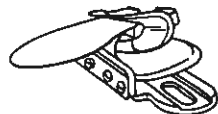
91-041 906-23 [5]



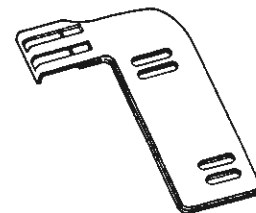
91-028 036-25

91-000 775-15

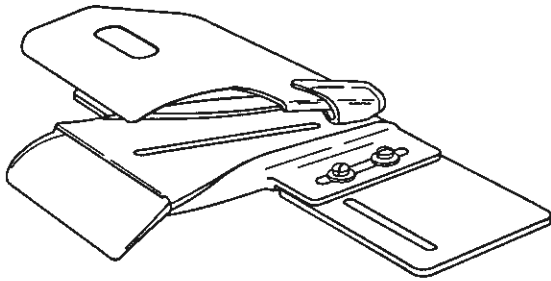
91-042 068-24 [5] [10.2]



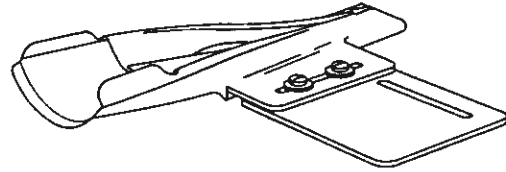
91-042 369-21 [5]



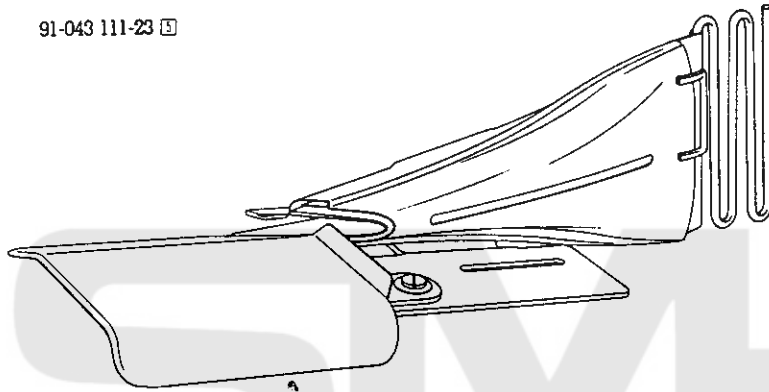
91-042 848-23 [5] [10 2]



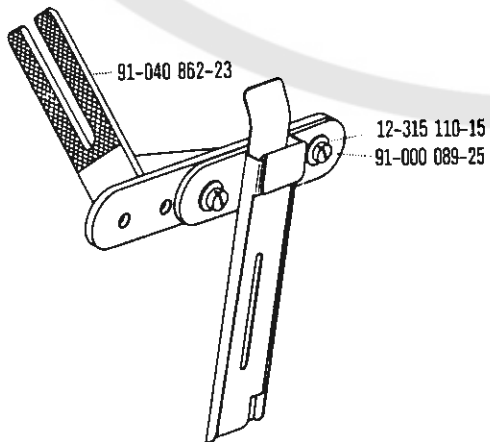
91-044 734-23 [5] [10 2]



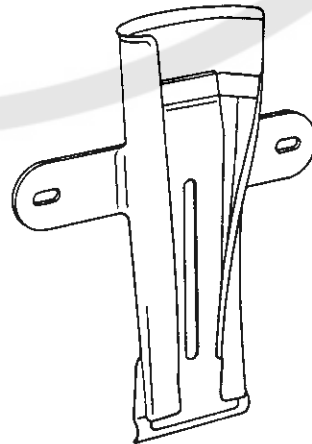
91-043 111-23 [5]




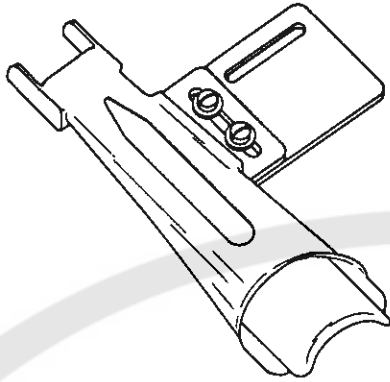
91-043 408-23 [5]



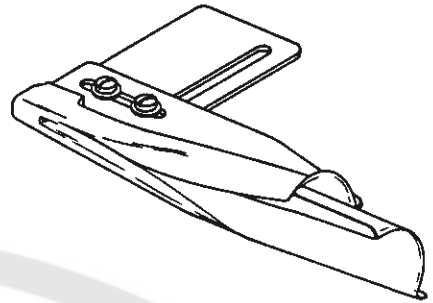
91-045 776-23 [5] [10 2]



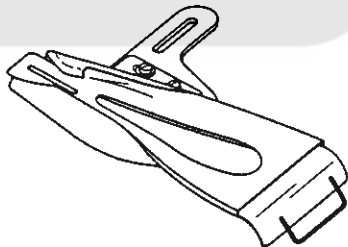
91-046 014-23 





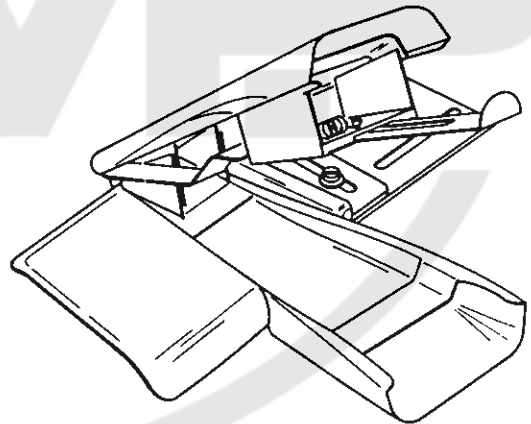
91-046 706-24 





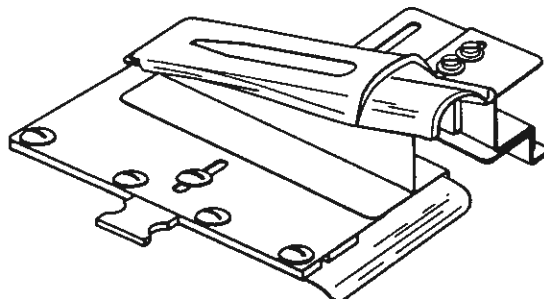
91-053 278-24 



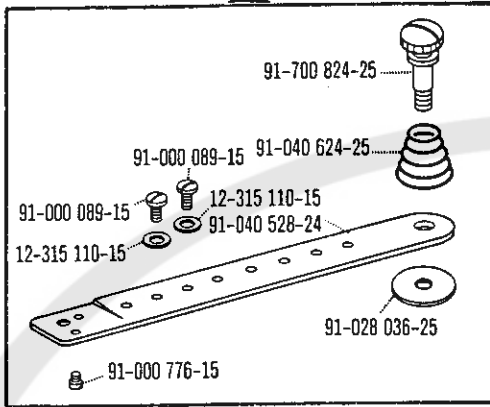
91-491 454-23  



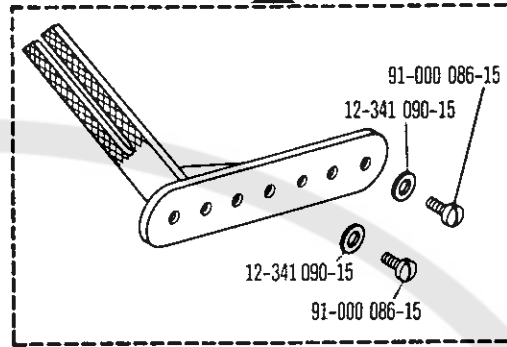
91-494 431-93  



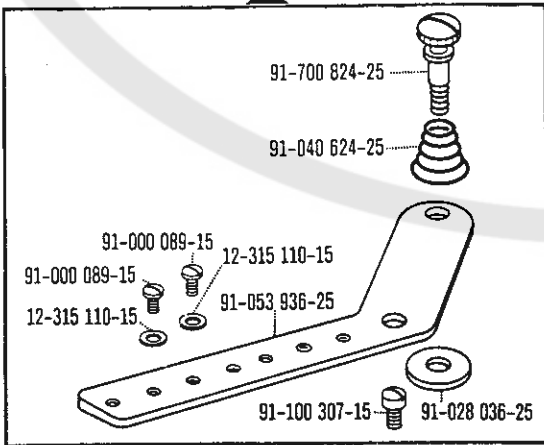
91-040 528-90



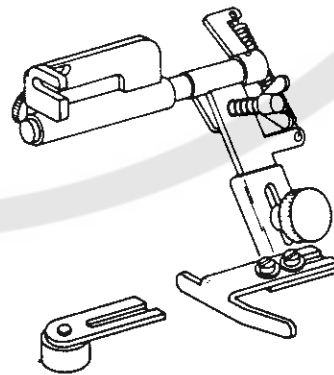
91-040 862-90



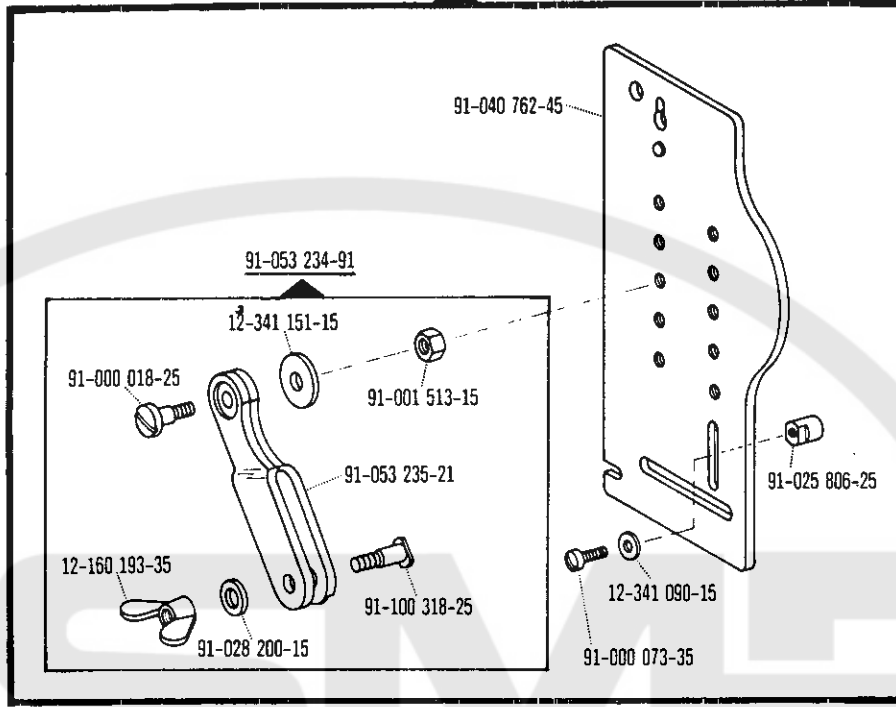
91-053 936-90



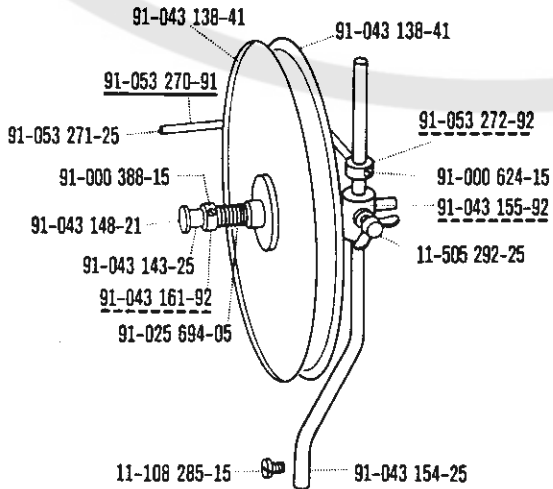
99-116 100-23



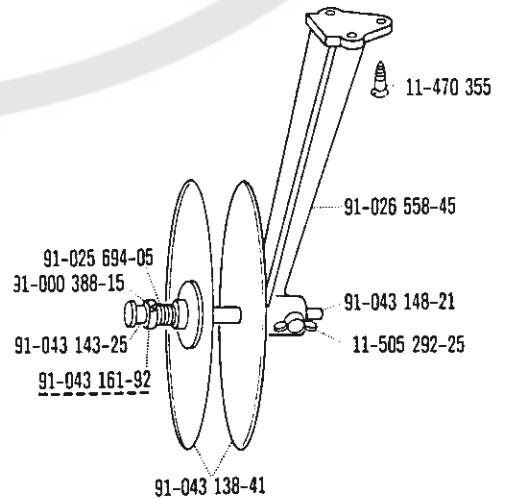
91-040 766-91



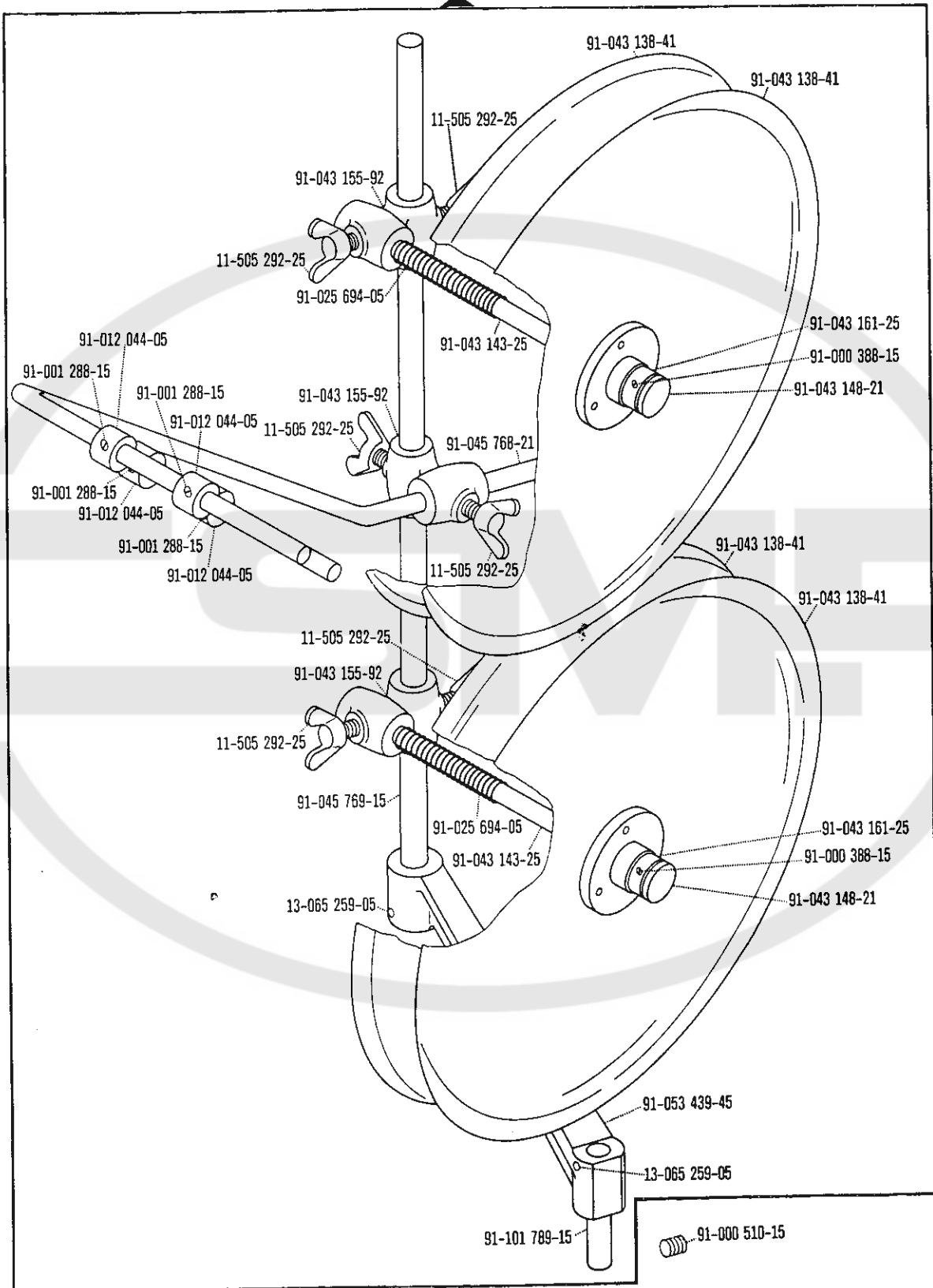
91-040 207-91



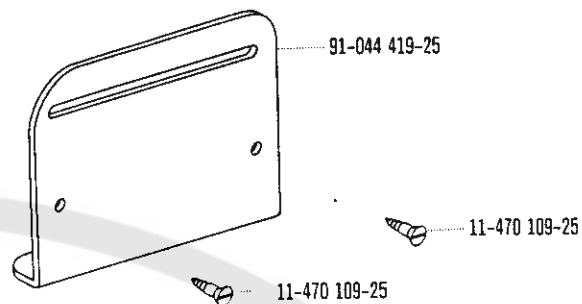
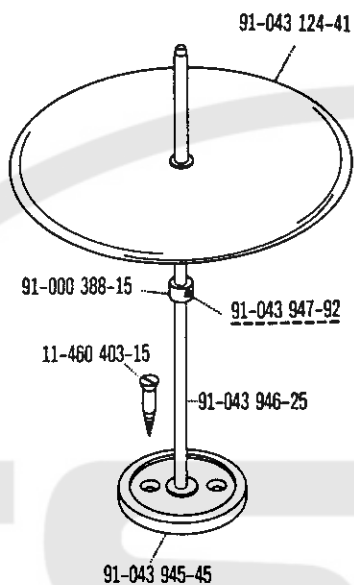
91-041 644-91



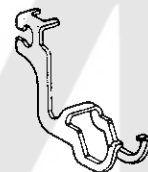
91-045 775-91



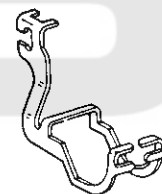
91-043 943-91



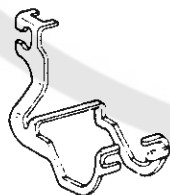
91-046 864-25



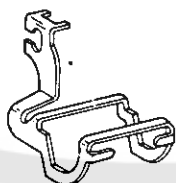
91-046 866-25



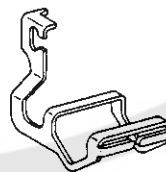
91-046 868-25



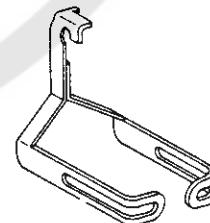
91-046 870-24



91-055 191-24



91-055 194-23



Pfaff, D 6750 Kaiserslautern, Postfach 3020/3040, Telex: 45753